

Certificate of Analysis

Product:	Rabbit Monoclonal Antibody Anti-HDAC3 Rabbit Monoclonal Antibody, Clone RM439
Catalog No.:	31-1330-00
Lot No:	
Clone:	RM439
Specificity:	This antibody reacts to human HDAC3
Application:	Immunohistochemistry, Western Blot
Immunogen:	A peptide corresponding to the C-terminus of HDAC3
Purity:	Protein A affinity purified from an animal origin-free culture supernatant.
Size:	100 µL
Buffer:	50% Glycerol/PBS with 1% BSA and 0.09% sodium azide
Usage:	IHC: 1:100 – 1:200 dilution; WB: 1:1000 - 1:2000 dilution.
Storage and Stability:	Stable for 1 Year at -20.0°C from date of receipt.
Country of Origin:	U.S.A.
Intended Use:	For Research Use Only Not for Diagnostic or Therapeutic Use

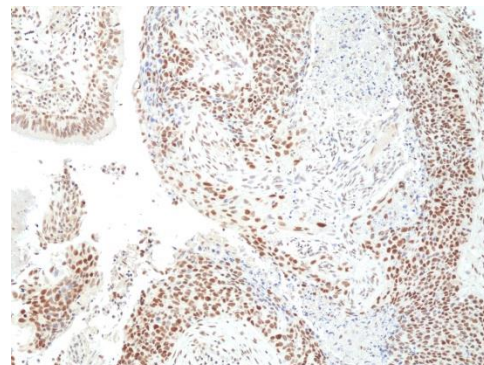


Fig 1. Immunohistochemical staining of formalin fixed and paraffin embedded human lung squamous carcinoma tissue sections using anti-HDAC3 antibody (RM439) at 1:200 dilution.

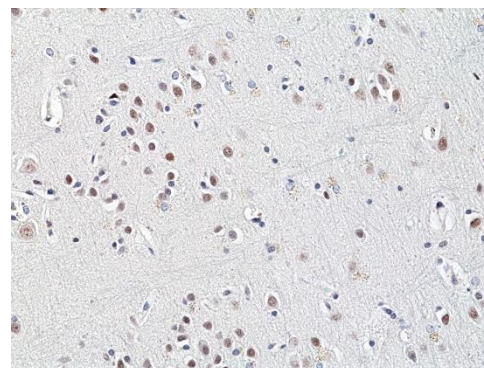


Fig 2. Immunohistochemical staining of formalin fixed and paraffin embedded human brain cancer tissue sections using anti-HDAC3 antibody (RM439) at 1:200 dilution.




Fig 3. Western Blot of Jurkat cell lysate using anti-HDAC3 antibody (RM439) at 1:1000 dilution.