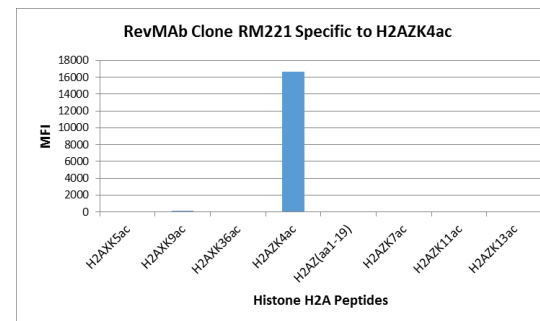
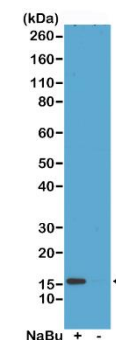


## Certificate of Analysis

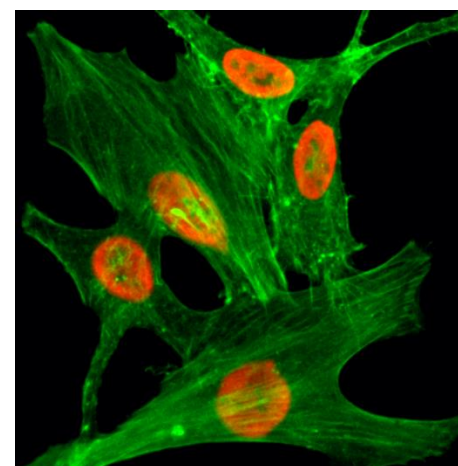
<b>Product:</b>	Rabbit Monoclonal Antibody Anti-Acetyl-Histone H2A.Z (Lys4) Rabbit Monoclonal Antibody, Clone RM221
<b>Catalog No.:</b>	31-1101-00
<b>Lot No.:</b>	
<b>Clone</b>	RM221
<b>Specificity</b>	This antibody reacts to Histone H2A.Z acetylated at Lysine 4 (K4ac). No cross reactivity with non-modified Lysine 4 or other acetylated Lysines in histone H2A.
<b>Application:</b>	Western Blot, Immunocytochemistry, ELISA, Multiplex
<b>Immunogen:</b>	An acetyl-peptide corresponding to Acetyl-Histone H2A.Z (Lys4).
<b>Purity:</b>	Protein A affinity purified from an animal origin-free culture supernatant
<b>Size:</b>	100 µg
<b>Concentration:</b>	1.0 mg/mL
<b>Buffer:</b>	50% Glycerol/PBS with 1% BSA and 0.09% sodium azide
<b>Usage:</b>	WB: 0.5 µg/mL - 2 µg/mL; ICC: 1 µg/mL - 2 µg/mL; ELISA: 0.2 µg/mL - 1 µg/mL; Multiplex: 0.05 µg/mL – 0.5 µg/mL.
<b>Storage and Stability:</b>	Stable for 1 Year at -20.0°C from date of receipt.
<b>Country of Origin:</b>	U.S.A.
<b>Intended Use:</b>	<b>For Research Use Only Not for Diagnostic or Therapeutic Use</b>



RM221 specifically reacts to Histone H2A.Z acetylated at Lysine 4 (K4ac). No cross reactivity with non-modified Lysine 4 or other acetylated Lysines in histone H2A.



Western Blot of acid extracts from HeLa cells treated (+) or untreated (-) with sodium butyrate, using anti-Acetyl-Histone H2A.Z (Lys4) Rabbit Monoclonal Antibody (RM221) at 0.5 µg/mL.



Immunocytochemical staining of HeLa cells treated with sodium butyrate, using anti-Acetyl-Histone H2A.Z (Lys4) Rabbit Monoclonal Antibody (clone RM221) (red). Actin filaments have been labeled with fluorescein phalloidin (green).