



YeaStar Genomic DNA Kit™

Catalog No. D2002

Table of Contents

General Information	1
Package Contents	
Ordering Information	
General Description	2
Protocol I	2
Protocol II	3
Troubleshooting	4

Highlights

- ◆ Genomic DNA can be used directly for Southern Blots, PCR, restriction enzyme digestion, etc.
- ◆ Fast spin column procedure yields pure yeast genomic DNA.
- ◆ No glass beads or phenol.
- ◆ Efficient DNA isolation from a broad spectrum of fungus species:

Aspergillus fumigatus
Aspergillus nidulans
Aspergillus nivos var. aureus
Candida albicans
Pichia pastoris
Saccharomyces cerevisiae
Schizosaccharomyces pombe

Help your fellow colleagues:

Have you successfully isolated DNA for different fungus strains using YeaStar Genomic DNA procedure?

Please email us with the strain information and we will update our strain list on instruction and web pages to help other researchers.

Thank you.



Package Contents:

1	1,000 units R-Zymolyase™ [®] (Lyophilized) Resuspend the lyophilized enzyme by adding 200 ul of the supplied storage buffer	<u>Storage conditions:</u> Shipped at room temperature. Store at -20°C after arrival
1	4.8 ml YD Digestion Buffer	Room Temperature
1	4.8 ml YD Lysis Buffer*	Room Temperature
1	6 ml DNA Wash Buffer (Concentrated. Add 24 ml of 95-100% ethanol before use.†)	Room Temperature
1	40 Zymo-spin III columns	Room Temperature
1	40 2 ml Collection tubes	Room Temperature
1	Instruction sheet	Room Temperature
Reagents provided in this kit are designed for 40 fungus genomic DNA preparations.		

[®] This reagent contains beta-mercaptoethanol.

* Contains Chaotropic salt. Irritant. Handle with care.

† Ethanol is not provided.

Ordering Information:

Product	Cat. No.	Size
YeaStar Genomic DNA Kit	D2002	1 kit
For Individual Sale:		
R-Zymolyase™	E1006	1,000 Units (lyophilized) Supplied with 500 ul Storage Buffer

[™] YeaStar RNA Kit[™] is a trademark of Zymo Research. Zymolyase[™] is a trademark of the Kirin Brewery Co., Ltd. Precautions should be taken according to your own company's regulations. For research uses only.



The YeaStar Genomic DNA Kit™ is designed for reliable and efficient isolation of genomic DNA from a broad spectrum of fungus species, including *Aspergillus fumigatus*, *Aspergillus nidulans*, *Aspergillus nivers var. aureus*, *Candida albicans*, *Pichia pastoris*, *Saccharomyces cerevisiae*, *Schizosaccharomyces pombe*, and any fungi whose cell walls are susceptible to yeast lytic enzyme lysis. The kit is based on highly efficient enzyme lysis and fast spin column technology. Each standard prep yields about 7-20 µg of DNA with a size distribution of 35-60 kb. The resulting genomic DNA can be used directly for all molecular biology analysis such as Southern Blot, PCR, restriction enzyme digestion, etc.

Note: Before starting, add 24 ml of 95-100% ethanol to the **DNA Wash Buffer**. Protocol I and II are almost same, except that chloroform is used in Protocol I. Protocol I usually gives more recovery of DNA by 30-80% compared to Protocol II. Protocol II is chloroform-free. Chloroform is not provided.

Add 200 µl of the supplied **Storage Buffer** to the lyophilized **R-Zymolyase™**. Mix to dissolve the enzyme completely, spin briefly in a micro-centrifuge. Store the reconstituted **R-Zymolyase™** at -20°C.

Protocol

Protocol I

The kit works with either fresh cells or aged cells in either plates or liquid cultures. The following procedure is based on 1-1.5 ml culture ($1-5 \times 10^7$ cells). Increasing the amount of cells above the recommended level may cause overloading of the system.

1. Spin 1-1.5 ml of cells down briefly or centrifuge at 500 g for 2 minutes. Remove the supernatant completely.
2. Add 120 µl of **YD Digestion Buffer** and 5 µl of **R-Zymolyase™** (RNase A + Zymolyase™). Resuspend the pellet by vortexing and incubate at 37°C for 40-60 minutes.
3. Add 120 µl of **YD Lysis Buffer***. Mix well by gently vortexing.
You can vortex hard for 10-20 seconds after adding YD Lysis Buffer. This will increase your DNA recovery, but may result in shorter genomic DNA ranging from 20-35 kb. However, most of the DNA will remain more than 35 kb.
4. Add 250 µl of chloroform. Mix thoroughly for 1 minute.
5. Centrifuge in a table top centrifuge at $\geq 10,000$ rpm for 2 minutes.
6. Load the supernatant onto the **Zymo-spin III column** and centrifuge at $\geq 10,000$ rpm for 1 minute.
7. Add 300 µl of **DNA Wash Buffer** and centrifuge for 1 minute at $\geq 10,000$ rpm to wash. Add another 300 µl of **DNA Wash Buffer** to repeat the wash and centrifuge for 1 minute.



8. Transfer the **Zymo-spin III column** to a new 1.5 ml centrifuge tube and add 60 μ l of water or TE directly onto the membrane. Wait for one minute then centrifuge for 10 seconds to elute the DNA.

⊗ Contains beta-mercaptoethanol † Contains Chaotropic salt. Irritant.
Handle with care.

Note: Before starting, add 24 ml of 95-100% ethanol to the **DNA Wash Buffer**.

Protocol II

1. Spin 1-1.5 ml of cells down briefly or centrifuge at 500 g for 2 minutes. Remove the supernatant completely.
2. Add 120 μ l of **YD Digestion Buffer** and 5 μ l of **R-Zymolyase™** ⊗ (RNaseA+Zymolyase™). Resuspend the pellet by vortexing and incubate at 37°C for 40-60 minutes.
3. Add 120 μ l of **YD Lysis Buffer***. Mix well by gently vortexing.
You can vortex hard for 10-20 seconds after adding YD Lysis Buffer. This will increase your DNA recovery, but may result in shorter genomic DNA ranging from 20-35 kb. However, most of the DNA will remain more than 35 kb.
4. Centrifuge in a table top centrifuge at $\geq 10,000$ rpm for 2 minutes.
5. Load the supernatant onto the **Zymo-spin III column** and centrifuge at $\geq 10,000$ rpm for 1 minute.
6. Add 300 μ l of **DNA Wash Buffer** and centrifuge for 1 minute at $\geq 10,000$ rpm to wash. Add another 300 μ l of **DNA Wash Buffer** to repeat the wash and centrifuge for 1 minute.
7. Transfer the **Zymo-spin III column** to a new 1.5 ml centrifuge tube and add 60 μ l of water or TE directly onto the membrane. Wait for one minute then centrifuge for 10 seconds to elute the DNA.

⊗ Contains beta-mercaptoethanol † Contains Chaotropic salt. Irritant.
Handle with care.



Troubleshooting


Several factors affect the yield of the YeaStar Genomic DNA Kit. Here are some suggestions for obtaining optimal efficiency:

1. The initial amount of yeast cells used is important. The cultures of certain fungi strains can reach very high density. In this case using less volume of cells, such as using 0.4-0.8 ml instead of using 1-1.5 ml as we have suggested. Also, too many cells can easily overload the system. Try to use less cells when you suspect that cell lysis is incomplete. You should be able to see that cells are lysed after the incubation with the enzyme in step 2 of both Protocol I and II.
2. Fresh and early log phase cells are usually more susceptible to yeast lytic enzyme lysis than aged cells. Try to use fresh cultures whenever possible.
3. Susceptibility to yeast lytic enzymes varies for different yeast species. If you see incomplete lysis, extend the first incubation time up to 2 hours or over 16 hours.



DNA PURIFICATION

What is Clean-Spin™ Technology?
 The spin columns from Zymo Research have been designed to ensure complete elution with no binding/wash buffer carryover. The result is ultra-pure inhibitor-free DNA and RNA.

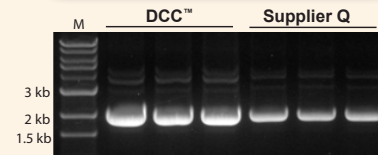
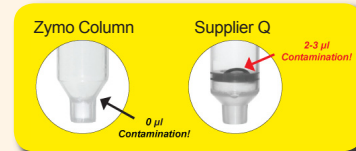


Purify DNA from PCR & other sources

DNA Clean & Concentrator™ (DCC™)

- ✓ Recovery of ultra-pure DNA that is free of salts and contaminants.
- ✓ Small ($\geq 6 \mu\text{l}$) elution volume.
- ✓ DNA is ideal for ligation, PCR, Next-Gen sequencing, etc.

Product	Size (Cat. No.)
DNA Clean & Concentrator™-5	50 Preps. (D4013) 200 Preps. (D4014)
ZR-96 DNA Clean & Concentrator™-5	2 x 96 Preps. (D4023) 4 x 96 Preps. (D4024)
Genomic DNA Clean & Concentrator™	25 Preps. (D4010) 100 Preps. (D4011)



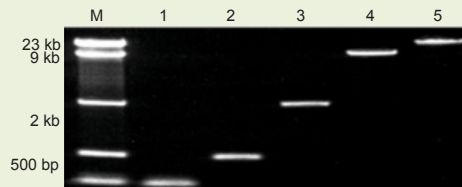
High efficiency DNA recovery with the DCC™-5 compared to Supplier Q .

Boost DNA recoveries from agarose gels to >80%

Zymoclean™ Gel DNA Recovery

- ✓ Rapid (15 min.) recovery of ultra-pure DNA from agarose gels in $\geq 6 \mu\text{l}$.
- ✓ Ultra-pure DNA ideal for DNA ligation, sequencing, etc.
- ✓ Format also available for large DNA >20 kb.

Product	Size (Cat. No.)
Zymoclean™ Gel DNA Recovery Kit	50 Preps. (D4001) 200 Preps. (D4002)
Zymoclean™ Large Fragment DNA Recovery Kit	25 Preps. (D4045) 100 Preps. (D4046)



DNA fragments recovered from an agarose gel using the Zymoclean™ Gel DNA Recovery Kit. Lanes: M: DNA Ladder; 1-5: individual ladder DNA fragments.

Recover transfection-quality plasmid DNA directly from culture

Zyppy™ Plasmid Prep Kits

- ✓ The fastest, simplest method available for purifying high quality plasmid DNA from *E. coli*.
- ✓ Pellet-Free™ procedure omits conventional cell-pelleting and resuspension steps.
- ✓ Transfection quality plasmid DNA directly from culture in under 15 minutes.

Easy, Pellet-free Procedure: Add Lysis Buffer *Directly* to Bacterial Culture

Product	Size (Cat. No.)
Zyppy™ Plasmid Miniprep Kit	50 Preps. (D4036)
	100 Preps. (D4019)
	400 Preps. (D4020)
	800 Preps. (D4037)



RNA PURIFICATION

Get RNA *directly* from TRIZOL® without phase separation



What is Clean-Spin™ Technology?
The spin columns from Zymo Research have been designed to ensure complete elution with no binding/wash buffer carryover. The result is ultra-pure inhibitor-free DNA and RNA.

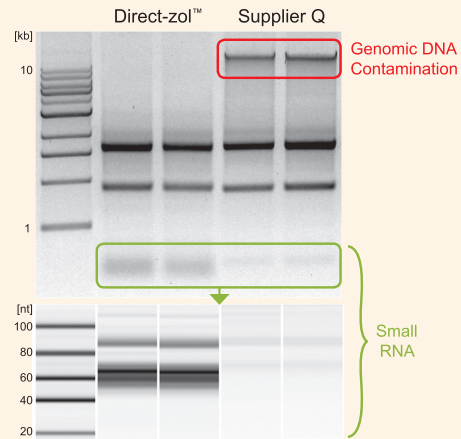
Direct-zol™ RNA

- ✓ For purification of high-quality small and large RNA *directly* from TRIZOL®, TRI Reagent®, or similar.
- ✓ Bypasses phase separation and precipitation procedures allowing for unbiased recovery of miRNA

Product	Size (Cat. No.)
Direct-zol™ RNA MiniPrep	50 Preps. (R2050)
	50 Preps. (R2051)*
	200 Preps. (R2052)
	200 Preps. (R2053)*

96-well and MagBead formats also available!

DNase I included in all kits.
* Supplied with TRI-Reagent®



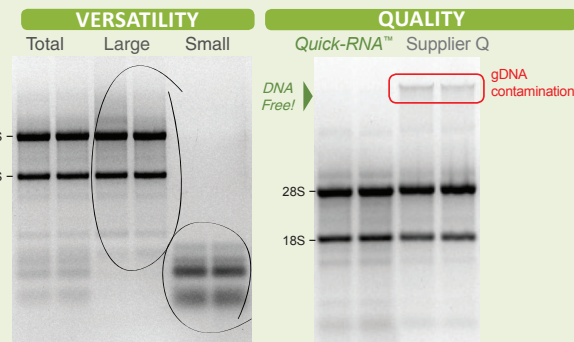
High-quality small and large RNA are effectively recovered with the Direct-zol™ kit. RNA is **DNA-free**.

Isolate DNA-free RNA from 1 to 10⁷ cells in minutes

Quick-RNA™

- ✓ Isolation of total, large, or small RNA – *You decide!*
- ✓ Ultra clean, high-quality RNA from a single cell to 10⁷ cells.
- ✓ DNA-free RNA ideal for any downstream application – *DNase I included.*

Product	Size (Cat. No.)
Quick-RNA™ MicroPrep	50 Preps. (R1050)
	200 Preps. (R1051)
Quick-RNA™ MiniPrep	50 Preps. (R1054)
	200 Preps. (R1055)
ZR-96 Quick-RNA™	2 x 96 Preps. (R1052)
	4 x 96 Preps. (R1053)



Isolate total, large, or small RNA with the Quick-RNA™ kit.

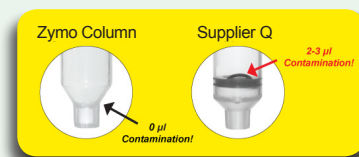
RNA is DNA-free using the Quick-RNA™ kit


Purify RNA from enzymatic and labeling reactions in 5 minutes

RNA Clean & Concentrator™

- ✓ Recover ultra-pure RNA in small ($\geq 6 \mu\text{l}$) elution volumes.
- ✓ Compatible with TRIZOL®, phenol, chloroform, and RNase inhibitors (RNAIater®).
- ✓ RNA is ideal for RT-PCR, q-PCR, hybridization, arrays, RNA interference, etc.

Product	Size (Cat. No.)
RNA Clean & Concentrator™-5	50 Preps. (R1015)
	200 Preps. (R1016)
RNA Clean & Concentrator™-25	50 Preps. (R1017)
	100 Preps. (R1018)
ZR-96 RNA Clean & Concentrator™	2x96 well plates (R1080)
DNA-Free RNA Kit™	50 Preps. (R1013)
	200 Preps. (R1014)





ZYMO RESEARCH

The Beauty of Science is to Make Things Simple