



Signal Enhancer for Western Blot and ELISA

Signal Booster Series

Much higher signal is desired? Try the "Signal Booster Neo" and "Signal Booster" !

"Signal Booster series" are signal enhancement reagent for immunoassays.

The main composition of Signal Booster series are polymer and blocking ingredients. Polymer alters the surface physico-chemical properties of antigens and antibodies. This makes antigen and antibody enhance the contact frequency and binding specificity. Combination of polymer and blocking ingredients helps you to get higher signal with lower background.

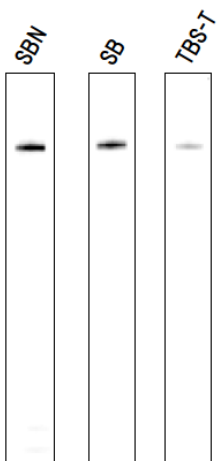
Signal Booster Neo

Chemically defined, Protein-free signal enhancer.
Suitable for phospho-protein detection.

- **"Ready To Use" One solution system**
 - Simply dilute Primary antibody and Secondary antibody by Signal Booster Neo.
- **Stronger signal and lower background**
 - Can get a few to >10 times stronger signals.
- **For phospho-protein detection or for any ELISA**
 - Protein-free composition contributes to no interference by proteins in the reagent.
- **Wide variety of applications**
 - Can be used for Western Blot, ELISA, etc.
 - HRP or ALP will not be affected by Signal Booster.
 - Luminescence, Fluorescence detection system is also compatible.



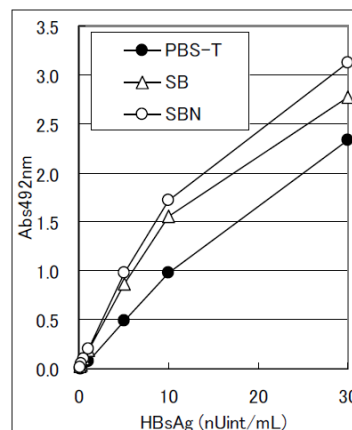
Example Data



Signal Booster Neo is used for detection of phospho-EGFR

SBN : Signal Booster Neo
SB : Signal Booster
TBS-T : TBS (0.1% Tween-20)

Sample : A431 Cell Lysate
Blocking : c-Block
1st Ab : Anti-pEGFR, Rabbit
2nd Ab : Anti-Rabbit, Goat polyclonal, HRP



Signal Booster Neo is used for detection of HBs antigen by ELISA

SBN : Signal Booster Neo
SB : Signal Booster
PBS-T : PBS (0.1% Tween-20)

Blocking : b-block
Capture Ab : Anti-HBsAg mouse
Detection Ab : Anti-Mouse IgG-HRP

Product Information

[Manufacturer : BEA]

Product Name	Size	Code	Storage
Signal Booster Neo	250 ml	BCL-SBN-01	4°C



Signal Booster

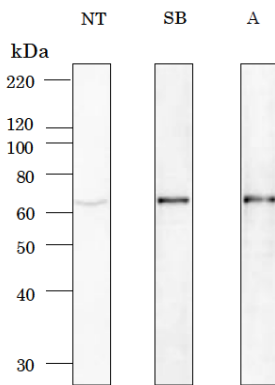
Standard signal enhancer (two components system) for multiple immunoassays.

Ready To Use

- Simply dilute antibodies by Signal Booster. For Primary antibody, dilute by Solution A. For Secondary antibody, dilute by Solution B.
- **Stronger signal and lower background**
 - Can get a few to >10 times stronger signals.
- **Stronger signal as compared to similar products**
- **Wide variety of applications**
 - Can be used for Western Blot, ELISA, etc.
 - HRP or ALP will not be affected by Signal Booster.
 - Luminescence, Fluorescence detection system is also compatible.

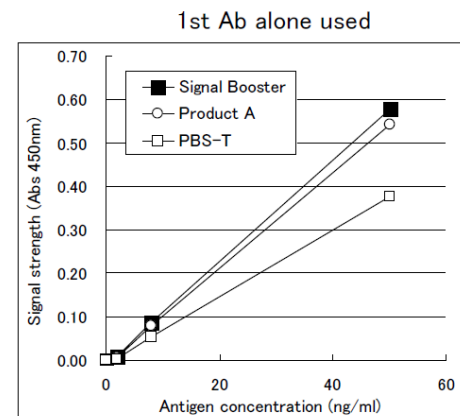
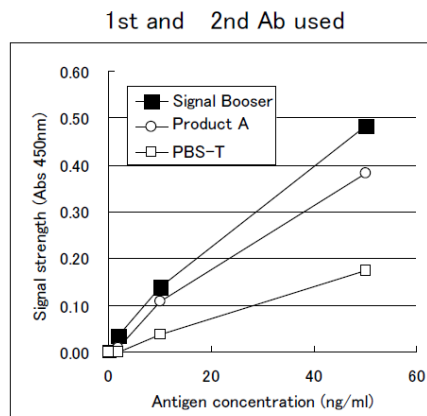


Example Data



Signal Booster is used for detection of Luciferase.

NT : TBS (-), SB : Signal Booster,
A : Competitor company product
Sample : Luciferase expressing HepG2cell lysate
1st Ab : Anti-Luciferase IgG, goat polyclonal,
1/1,000 diluted by Solution A
2nd Ab : Anti-Goat IgG, donkey HRP-labeled,
1/20,000 diluted by Solution B



Signal Booster is used for detection of HBsAg by Sandwich ELISA.

Solid phase Ab : Anti-HBsAg Ab, Rabbit polyclonal
Sample : HBsAg-XT
1st Ab : Anti-HBsAg Ab, Mouse monoclonal ,diluted by Solution A
or Anti-HBsAg Ab, Mouse monoclonal HRP, diluted by Solution B
2nd Ab : Anti-mouse IgG, Goat polyclonal, HRP, diluted by Solution B
PBS-T : PBS (Tween-20)

Product Information

[Manufacturer : BEA]

Product Name	Size	Code	Storage
Signal Booster Solution A&B set, 50 mL each	1 set	BCL-105	4°C
Signal Booster Solution A&B set, 100 mL each	1 set	BCL-110	4°C
Signal Booster Solution A&B set, 250 mL each	1 set	BCL-125	4°C

NOTE

- ※ Numbers after “#” represents product code.
- ※ All products here are research use only, not for diagnostic use.
- ※ Specs might be changed for improvement without notice.

- ※ All brand names and product names are registered trademarks of their respective companies.
- ※ Please contact your local distributors for orders, quote request and inquiry.

Your Local Distributor

Biolinkk

Building NO: 1333, 4th Floor, Office No:412,
Durga Chamber, Desh Bandhu Gupta Road,
Karol Bagh, New Delhi- 110005, India
Phone: +91-11-45035753
email: customerservice@biolinkk.com



funakoshi Co., Ltd.

Address: 9-7 Hongo 2-Chome, Bunkyo-ku,
Tokyo 113-0033 JAPAN
Phone : +81-3-5684-6296
Fax : +81-3-5684-6297
Email : export@funakoshi.co.jp