

Long single strand DNA (LsODN) Preparation Kit

For more information : http://www.funakoshi.co.jp/exports_contents/80479

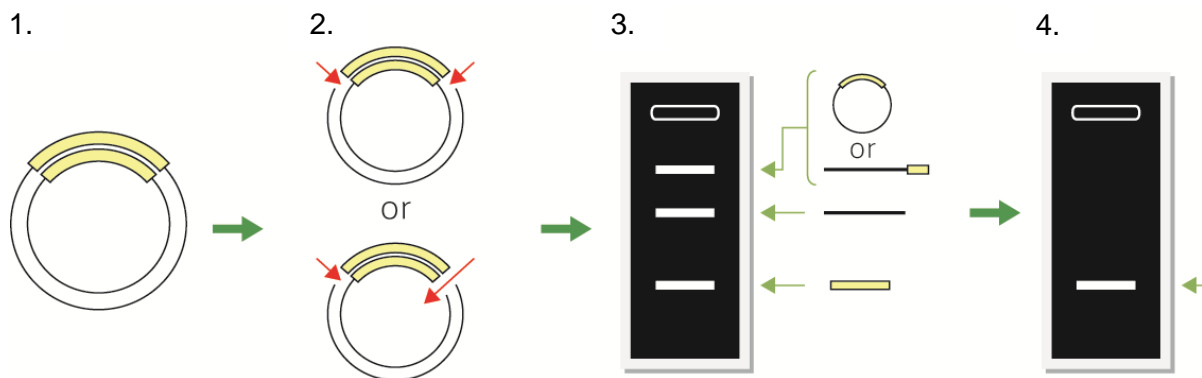
The Long ssDNA (LsODN) Preparation Kits provide a simple and easy method for generating a long ssDNA (<1,5 kb or < 3,0 kb).

Features

- A long ssDNA has a defined sequence and length.
- Simple principle and easy procedure.
- High yield and high quality.
- Best for effective knock-in by genome editing.

Principle

1. The DNA of interest is cloned into a plasmid using a pair of two nicking endonuclease sites or a combination of a nicking endonuclease site and a restriction enzyme site.
2. The resulting plasmid harboring the DNA is digested with a pair of two nicking endonucleases or a combination of a nicking endonuclease and a restriction enzyme.
3. The nicked plasmid is denatured and then subjected to agarose gel electrophoresis.
4. The band corresponding to a long ssDNA is excised and extracted.



※ Nicking endonuclease is not contained in this kit.

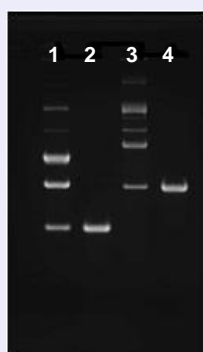
Kit Contents

Long ssDNA Preparation Kit

for 1.5 kb (#DS610)	for 3.0 kb (#DS620)
pLSODN-1 Plasmid 10 µg (0.5 µg/µl)	pLSODN-3 Plasmid 10 µg (0.5 µg/µl)
pLSODN-2D Plasmid 10 µg (0.5 µg/µl)	pLSODN-4D Plasmid 10 µg (0.5 µg/µl)
Denaturing Gel-Loading Buffer 1 ml (100 loadings)	
DynaMarker® Prestain Marker for RNA High 90 µl (18 loadings) *	

* Prestain Marker for RNA High is available separately.

Example Data



Lane 1: The double nicked pLSODN-1 harboring 1.5 kb DNA fragment

Lane 2: Purified long ssDNA (1.5 kb)

Lane 3: The double nicked pLSODN-3 harboring 3.0 kb DNA fragment

Lane 4: Purified long ssDNA (3.0 kb)

← 3.0 kb
← 1.5 kb

Figure : Long ssDNAs prepared by using this kit

A 1.5 kb DNA fragment of interest was cloned between the Nt.BspQI and the Nb.BsrDI sites of pLSODN-1. Similarly, a 3.0 kb DNA fragment of interest was cloned between the Nt.BspQI and the Nb.BsrDI sites of pLSODN-3. The plasmids were digested with Nt.BspQI and Nb.BsrDI. The double nicked plasmids were mixed with Denaturing Gel-loading Buffer and heated, then loaded to conventional non-denaturing agarose gel electrophoresis. The band corresponding to a long ssDNA was excised and extracted.

Citation

ssODN-mediated knock-in with CRISPR-Cas for large genomic regions in zygotes.

Yoshimi K, Kunihiro Y, Kaneko T, Nagahora H, Voigt B, Mashimo T. *Nature Communications*. Jan; 20; 7:10431. (2016)
PMID: 26786405

nature COMMUNICATIONS

Home About the journal Authors and referees Browse archive Search

nature.com > journal home > archive by date > january > full text
NATURE COMMUNICATIONS | ARTICLE OPEN

ssODN-mediated knock-in with CRISPR-Cas for large genomic regions in zygotes

Kazuto Yoshimi, Yayoi Kunihiro, Takehito Kaneko, Hitoshi Nagahora, Birger Voigt & Tomoji Mashimo

Product Information

[Manufacturer : BDL]

Product Name	Code	Size	Storage
Long ssDNA Preparation Kit for 1.5 kb	DS610	1 kit	-80°C
Long ssDNA Preparation Kit for 3.0 kb	DS620	1 kit	-80°C

■ Related Products

[Manufacturer : BDL]

Product Name	Code	Size	Storage
DynaMarker, Prestain Marker for RNA High	DM260S	90 µl	-80°C
	DM260	180 µl	-80°C

Check it out !

For gel excision, our "Gel Pipette" and "Funa-Gel Tip" are recommended.


For details :

Gel Pipette

http://www.funakoshi.co.jp/exports_contents/80506

Funa-Gel Tip

http://www.funakoshi.co.jp/exports_contents/80485



NOTE

- ※ All products here are research use only, not for diagnostic use.
- ※ Specs might be changed for improvement without notice.
- ※ Numbers after '#' represents product code.

- ※ Company name and product name are trademark or registered mark.
- ※ Please contact your local distributors for orders, quote request and inquiry.

Your Local Distributor



Biolinkk

Building NO: 1333, 4th Floor, Office No:412,
Durga Chamber, Desh Bandhu Gupta Road,
Karol Bagh, New Delhi- 110005, India
Phone: +91-11-45035753
email: customerservice@biolinkk.com

Funakoshi Co., Ltd.

Address: 9-7 Hongo 2-Chome, Bunkyo-ku,
Tokyo 113-0033 JAPAN
Phone : +81-3-5684-6296
Fax : +81-3-5684-6297
Email : export@funakoshi.co.jp

ZF-Z04T-03 (2016.04)